

HomeCare HomeCare HomeCare



CVC 370
WV 370
WVT 370
WV 380
WV 470

Owner Instructions

Original Instructions

Warning! Read instructions before using the machine



www.numatic.com



CVC 370

Kit A21A



Kit AA12

WV 370
WV 380
WV 470



WVT 370

CVC 370 - WV 370
WV 380 - WVT 370



604016
NVM 2BH

WV 470



604018
NVM 3AH

Wet Assembly



Wet - Using your machine



Dry - Assembly



CVC 370
WV 370
WV 380



NVM-2BH
604016

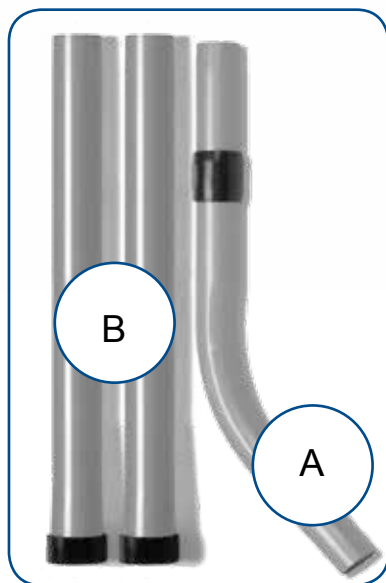
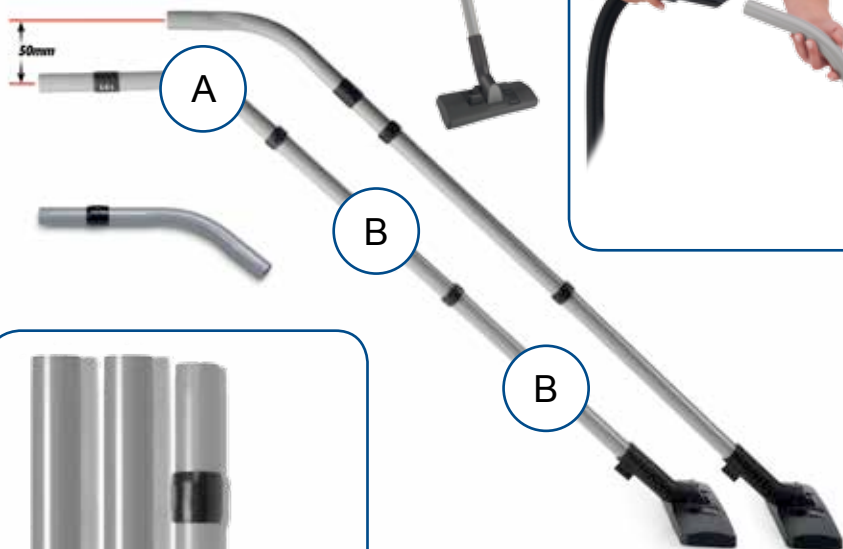

WV 470



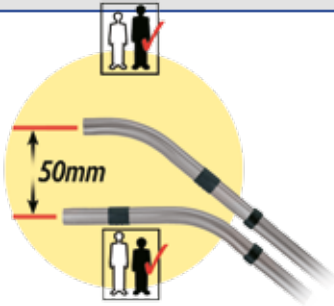

NVM-3AH
604018



Dry - Assembly



Dry - Using your machine



470 Handle Locking Instructions



Fitting the face




Removing the face



Rating Label

- 1 Voltage Frequency
- 2 Power rating
- 3 Weight (ready to use)
- 4 Company Name & Address
- 5 Machine Description
- 6 Machine yr/wk Serial number
- 7 WEEE Logo
- 8 Class 2 Symbol
- 9 CE Mark



PPE (personal protective equipment) That may be required for certain operations.



Ear Protection



Safety Footwear



Head Protection



Safety Gloves



Eye Protection



Protective Clothing



Dust / Allergens Protection



Hi Vis Jacket



Caution Floor Sign

NOTE: A risk assessment should be conducted to determine which PPE should be worn.

Safety Critical Components

Mains leads:

HO5VV-F

10 x 2 x 1.00 mm²

WEEE Legislation

(Waste, Electrical and Electronic Equipment)

Vacuum cleaner, accessories and packaging should be sorted for environmentally friendly recycling.

(Only for EU Countries)

Do not dispose of vacuum cleaner into household waste! According to the European Directive 2012/19/EU on waste electrical and electronic equipment and its incorporation into national law.

Vacuum cleaners that are no longer suitable for use must be separately collected and sent for recovery in an environmentally friendly manner.



Failure to rectify the problem or in the event of a breakdown contact your Numatic dealer or the Numatic Technical helpline +44 (0)1460 269268

Daily

Keep the machine clean, including hoses and tubes.

Ensure the bag and filter are fitted.

Regularly examine the power cord.

Check dust bag frequently.

Check filters are clean.

Weekly - as daily and:-

Check for any worn or damaged parts and replace immediately.

Do not steam clean or pressure wash.

Information for wet and dry use vacuum cleaners



WARNING

Ensure you read the instruction manual before using the machine.

Read the instruction manual before using the machine.

Operators shall be adequately instructed on the use of these machines.

As with all electrical equipment, care and attention must be exercised at all times during use,

in addition to ensuring that routine and preventative maintenance is carried out periodically to ensure safe operation.

Failure to carry out maintenance as necessary, including the replacement of parts to the correct standard could render this equipment unsafe and the manufacturer can accept no responsibility in this respect.

The machine shall be disconnected from the mains by removing the plug from the supply socket during cleaning or maintenance and when replacing parts or converting the machine to another function.

The machine is not to be used by children or persons with reduced physical, sensory or mental capabilities, or lack of experience or knowledge, unless they have been given supervision or instruction.

Children being supervised are NOT to play with the machine.

This appliance is intended to be assembled, cleaned and maintained by an adult.

This machine is not a toy.



CAUTION

If foam/liquid comes out of machine exhaust, switch off immediately. Allow the accumulated liquid to drain out through the machine exhaust, check the float assembly to ensure correct operation, empty the container if full of liquid, reassemble the machine.

Immediately upon start up there will be a certain amount of liquid issuing from the machine exhaust which will be the residue of liquid still within the power head.

This will be quickly discharged after which the machine should function normally. Liquid ejected from the machine could be hazardous as a result of its temperature, pressure or chemical content.

This machine is not suitable for the collection of biological hazards, hazardous or explosive dust. You should contact your local distributor if you require a machine capable of performing these tasks.

Ensure that the filtration system fitted to the machine is suitable for the material being collected.

This machine is for indoor use only.

This machine shall be stored indoors only

This product complies with the requirements IEC/EN 60335-2-69.

When moving from one place to another, consider the weight of the machine.

NOTES

This machine is also suitable for commercial use, for example in hotels, schools, hospitals, factories, shops and offices for other than normal housekeeping purposes.



DO

- Use a bag and filter at all times when using 'dry'.
- Keep your machine clean.
- Keep filters clean.
- Regularly clean the water level limiting float safety valve and examine for signs of damage or correct operation.
- Keep hoses and tubes clear.
- Replace any worn or damaged parts immediately.
- Regularly examine the power cord, if damage is found, power cord must be replaced by a qualified person using the correct Numatic original part.
- Empty dust container frequently.
- Keep diffuser filter (where fitted) clean.



DON'T

- Use steam cleaners or pressure washers to clean the machine or use the machine in the rain.
- Immerse in water for cleaning.
- Allow any inexperienced repairs. Call the experts.
- Use wet if float valve is not functioning or fitted.
- Use to suck up hot ashes, or lighted cigarette ends.
- Suck up liquid before emptying dirt from container.
- Suck up dirt before emptying liquid from container.
- Run the machine over the power cable during operation as a hazard may occur.
- Pull on the cable to unplug the machine from the power supply.
- Walk over-wet carpets, upholstery or fabrics.
- Walk on clean carpets until fully dry.
- Spray onto people or animals.
- Attempt machine maintenance or cleaning unless the power supply plug has been removed from the supply outlet.

This machine can be used for wet and dry pick up.

Fault Finding

DRY MODE

If the vacuum cleaner stops working switch off and remove the plug from the wall before investigating were the fault lies.

If the vacuum cleaner will not pick up any debris from the surface, switch off and remove the plug from the wall, inspect the floor tool, wands and hose for blockages, if no blockages are found, the dust bag may be full if the dust bag is not full the filter may be blocked.

WET MODE

If the vacuum cleaner stops working switch off and remove the plug from the wall before investigating were the fault lies.

If the vacuum cleaner has a blockage and will not pick up liquid, switch off and remove the plug from the wall, has the float valve operated, this will shut off the suction and the pitch of the vacuum motor will change.

Remove the power head and empty the liquid out of the container, if the container is empty, check that the floor tool wands and hose are not blocked.

After use always inspect the machine for damage.

Data

	Motor	AirFlo	Suction	Cleaning Range	Class
CVC 370 WV 370 WV 470	1060 W 1060 W 1060 W	49 L/sec 49 L/sec 49L/sec	2400 mm 2400 mm 2400 mm	26.8m 26.8m 26.8m	II
	Capacity Dry	Capacity Wet	Size	Weight	Sound Pressure
CVC 370 WV 370 WV 470	15 Ltrs 15 Ltrs 27 Ltrs	9 Ltrs 9 Ltrs 20 Ltrs	360x370x510 360x370x510 360x370x710	9 Kgs 9 Kgs 9.6 Kgs	73-77 dB (IEC 60704-2-1) Uncertainty: 0.2 dB (A)

Numatic International Warranty

Numatic International Limited warrant to the original purchaser that its products are free of defects in both material or workmanship for the period shown below:-

Homecare and Cleancare Vacuum cleaners.....	2 Years
Rotary Floor Machines.....	2 Years
Twintec Auto Scrubber Dryer.....	1 Year
Vario Ride-On Scrubber Dryer.....	1 Year / 1500 hours
Mopping, Compacts, Combi and Servocare Products.....	1 Year
Individual Accessories and Spare Parts.....	6 Months

Note: This warranty expressly excludes consumable parts such as carbon brushes, floor brushes, mops, batteries etc, that are considered replaceable from time to time during the normal working life of the machine.

A. The warranty period commences from the date the goods are purchased.

B. All warranty claims must be processed through the Dealer from whom the equipment was purchased. The Dealer will co-operate with the purchaser throughout the warranty claims procedure and will arrange any necessary repairs using genuine Numatic parts.

C. If the original Dealer is no longer able to fulfil his obligations please contact Numatic International Limited with full details of the claim and proof of purchase so that this may be processed without delay.

D. Any warranty claim can only relate to the specific part that is proven to be at fault and for which a replacement will be supplied but cannot be extended to constitute a claim against the complete machine.

E. Numatic International will supply the Dealer with any warranty parts required, subject to the claim being validated, after return of the faulty items in accordance with Numatic International Limited's General Conditions of Sale.

F. Claims will not be accepted if they are the result of fair wear and tear, misuse or abuse of any kind.

G. No replacement will be given unless the appropriate evidence of the validity of the claim has been provided to the satisfaction of Numatic International Limited.

H. Numatic International Limited reserve the right to charge for any unnecessary work carried out as a result of an invalid claim.

I. No variation to this warranty may be made or implied by any member of Numatic International Limited or its Dealers unless such variation is in writing and authorised by the Company



Numatic International Limited, Chard, Somerset, TA20 2GB

Telephone: 01460 68600 Fax: 01460 68458

© Numatic International Limited



EU DECLARATION OF CONFORMITY

We hereby declare under our sole responsibility that the following equipment fulfils all the relevant provisions of the following EU Directives:

Machinery Directive 2006/42/EC

EMC Directive 2014/30/EU

RoHS Directive 2011/65/EU

Machine Description:

Vacuum Cleaner

Type: CVC, WV, WX, CDC series

Manufactured by:

Numatic International Limited

Relevant standards upon which conformity is declared include:

IEC60335-1:1991+A1+A2

IEC60335-2-2:1993+A1+A2

IEC60335-2-69:1997+A1

EN 55014-1 2001 +A1 2001, +A2 2002

EN 55014-2 1997 + A1 2001 (Cat II)

EN 50366 2003 + A1 2006

A technical construction file for this equipment is retained at the manufacturer's address under the authorisation of the following signatory:

Name: Allyn Boyes

Position: Technical Manager

Signed:

Date: 20/04/2016

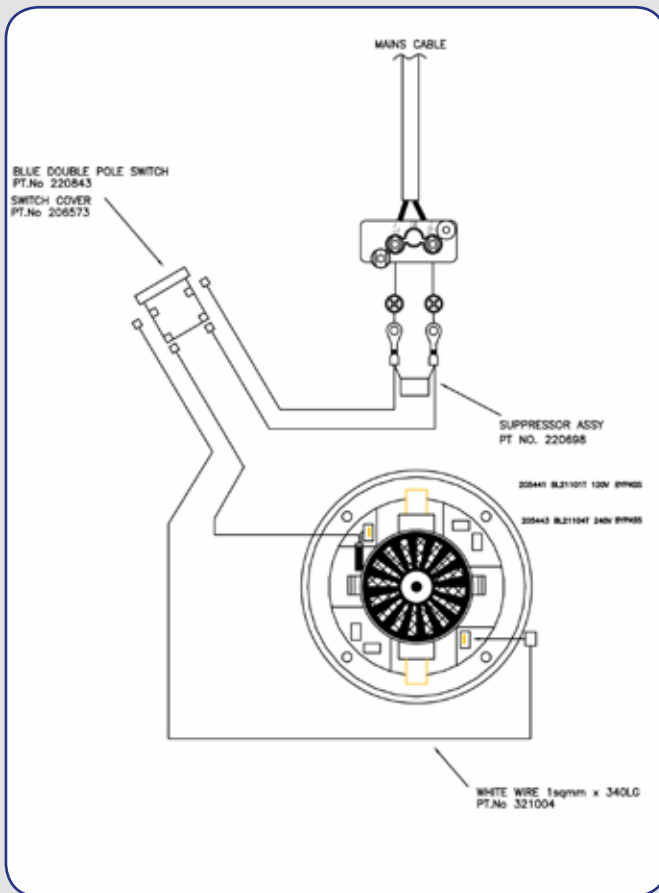


Numatic International Limited,
Chard, Somerset.
TA20 2GB
www.numatic.co.uk

GB

Wiring Diagram

12" Plastic WV / CVC WD-0239 (A02)



Spare Parts

TriTex Filter	
604165	TriTex Filter
HepaFlo Dust Bags	
604016	370 / 380 Drum NVM 2BH (Pack of 10)
604018	470 Drum NVM 3AH (Pack of 10)



Distributed by:-

Numatic International Limited, Chard, Somerset, TA20 2GB
Telephone: 01460 68600
Fax: 01460 68458

UNITED KINGDOM: www.numatic.co.uk
FRANCE: www.numatic.fr

GERMANY: www.numatic.de
NETHERLANDS: www.numatic.nl

SWITZERLAND: www.numatic.ch
SOUTH AFRICA: www.numatic.co.za

Specification subject to change without prior notice

www.numatic.com © Numatic International Limited

233987 04/16 (A11)