

DAILY MAINTENANCE CHART


PE300BUDMVN01

PIONEER ECLIPSE PE300BU

**BEFORE EVERY USE, ENSURE
THAT YOU COMPLETE THE
FOLLOWING 4 STEPS**




1.




Inspect Pad for wear/damage,
replace if necessary.

2.



Inspect Pad Drive area for foreign objects
and remove if present.

3.



Remove and empty dust bag.

4.



Inspect batteries and cables for correct
connections.



REPORT ALL DAMAGES AND TECHNICAL ISSUES TO THE SUPERVISOR