

DAILY MAINTENANCE CHART

NTTV5565DMVNo2

NUMATIC VARIO

TTV5565

AFTER EVERY DAY, ENSURE THAT YOU COMPLETE THE FOLLOWING 6 STEPS



1.



Empty the recovery tank and rinse with clean water.

2.



Clean out the debris filter basket.

3.




Check the seperator seal for debris or damage.

4.



Clean suction pod filter, keep this dry.

5.



Clean underside of squeegee from dirt and debris.

6.



Plug the machine in for charging.

REPORT ALL DAMAGES AND TECHNICAL ISSUES TO THE SUPERVISOR

WEEKLY MAINTENANCE CHART

NTTV5565WMVNo2

NUMATIC VARIO TTV5565


**AFTER EVERY WEEK, ENSURE
THAT YOU COMPLETE THE
FOLLOWING 4 STEPS**




Check all 3 hoses for damage, holes and obstructions.



Clean top vacuum filter.



Clean squeegee blades and check for wear and damage.



Remove brushes/pad drives and check for wear and damage.



REPORT ALL DAMAGES AND TECHNICAL ISSUES TO THE SUPERVISOR

WEEKLY MAINTENANCE CHECKLIST

NTTV5565WMCVN03

NUMATIC VARIO TTV5565



DATE: ___/___/___

1	GENERAL	DONE
a	Check underneath of machine for any stuck debris.	
b	Check exterior of machine for all over for damage or wear.	
c	Check battery compartment for dirt and dust, clean accordingly.	
2	BRUSH DECK	DONE
a	Remove brushes/pad drives and check for wear or damage.	
b	Check brush skirts for wear and damage.	
3	SQUEEGEE	DONE
a	Check blades are clean with no rips or other damage.	
b	Check wheels are turning freely and are in good order.	
c	Check underneath of squeegee is clean and clear of debris.	
4	HOSES	DONE
a	Check recovery tank drain hose is secure with no blockages or damage.	
b	Check squeegee to recovery tank hose is clear with no blockages or damage.	
5	TANKS	DONE
a	Check white barrel filter for vacuum is clean and free of obstruction.	
b	Check recovery tank is clean and filter basket is clean.	
c	Check top recovery tank lid seal is clean and undamaged.	
d	Check clean water filter for cleanliness. (Located at rear of batteries on the right hand side under blue cap)	

Comments:	

REPORT ALL DAMAGES AND TECHNICAL ISSUES TO THE SUPERVISOR